




Using the Tenso P-14 when installing folded plate staircases means that no bulky parts need to be delivered to the construction site. The components can be adapted to the wall characteristics on site and glued with the Tenso P-14. Thanks to its high clamping force, the Tenso P-14 ensures cleanly sealed glue joints.


How it works:



1. Mill the groove in the miter of the riser.




2. Transfer the centre of the milling to the workpiece.



3. Place the tread and transfer the marking.



4. Align the Zeta P2 with the marking and mill the groove.




5. To check, join the connection with the Bisco P-14 without glue.



6. Mark the staircase steps on the construction site and, where necessary, adapt them to the spatial situation in a user-friendly way.



7. Use the planing machine to adapt the components to the spatial situation.



8. Glue each element with the Tenso P-14 and stick to the substrate.



9. The folded plate staircase is finished.

Lamello

P-System tools, connectors & accessories

For in-depth Lamello how-to videos, visit our Lamello Lessons YouTube channel



Zeta P2 biscuit joiner	Art. No.
In Systainer, with carbide cutter and drill jig	101402S
In Systainer, with diamond cutter and drill jig	101402DS



Zeta P2 cordless biscuit joiner, DP (diamond)	Art. No.
In Systainer, incl. 2 batteries and charger	101801SD
In Systainer, without batteries, without charger	101800SD



P-System connector assortment professional	Art. No.
Includes: 80 pairs Clamex P-14, 80 pairs Tenso P-14 incl. clip, 60 pairs Clamex P14/10 Medius, 20 pieces Bisco P-14, Tenso P-14/10 preload tool, Systainer II T-Loc incl. compartment dividers	145314



P-System connector assortment basic	Art. No.
Includes: 120 pairs Clamex P-14, 30 pairs Clamex P-14/10 Flexus, 30 pairs Clamex P-10, 80 pairs Tenso P-14 incl. clip, 30 pairs Tenso P-10 incl. clip, 20 pieces Bisco P-14, 20 pieces Bisco P-10, 80 pairs Divario P-18, Divario installation tool/drill/marketing gauge, Clamex, P installation tool, Tenso P-14/10 preload tool, Sortainer T-loc	145312



Divario P-18 Starter Set	Art. No.
In Systainer3, includes: Divario P-18, 80 pairs, drill, metal marking jig and installation tool	145551



Clamex P-14	Art. No.
80 pairs	145334
300 pairs	145346
1000 pairs	145356



Clamex P-14/10 Medius	Art. No.
80 pairs	145370
300 pairs	145371



Clamex P-10	Art. No.
80 pairs	145372
300 pairs	145373
1000 pairs	145374



Clamex P-14/10 Flexus	Art. No.
80 pairs	145315
300 pairs	145316
1000 pairs	145317



Bisco P-14	Art. No.
80 pieces	145301
300 pieces	145302
1000 pieces	145303



Bisco P-10	Art. No.
80 pieces	145304
300 pieces	145305



Divario P-18	Art. No.
80 pairs	145550
300 pairs	145560
1000 pairs	145570



Tenso P-14	Art. No.
80 pairs	145415
80 pairs, with preload clip	1454155
300 pairs	145425
1000 pairs	145435



Tenso P-14 preload clip	Art. No.
300 pieces	145426
1000 pieces	145436



Tenso P-10	Art. No.
80 pairs, with preload clip	145418
300 pairs, with preload clip	145428
1000 pairs, with preload clip	145438

Your distribution partner: